


Score

Blind Love

Music & Lyrics by D. Maroney

♩ = 172


Voice




Tenor Sax




Piano



Bass



Drums



Blind Love

A

4

V

mf I want to meet I want to meet I want to meet I want
does - n't phase me that you're laz - y 'cause I'm craz - y you

Sx.

mp

P

mf

B

mf

D

mf

Detailed description: This is a musical score for the song 'Blind Love', page 2. It features five staves: Vocal (V), Saxophone (Sx.), Piano (P), Bass (B), and Drums (D). The key signature has two sharps (F# and C#), and the time signature is 4/4. A section marker 'A' is placed above the first measure. The vocal line includes the lyrics: 'I want to meet I want to meet I want to meet I want does - n't phase me that you're laz - y 'cause I'm craz - y you'. Dynamic markings include *mf* (mezzo-forte) and *mp* (mezzo-piano). The piano part has a circled chord in the second measure. The bass part consists of a steady eighth-note line. The guitar part uses an electric guitar style with 'x' marks indicating muted notes.

Blind Love

7

V



to meet I want to kiss I want to kiss, I want to kiss, I want to kiss, and
a - maze me I'll ad - mit you are a bit un - der - e - quipped, but you're a hit to

7

Sx.



7

P



cresc.

7

B



cresc.

7

D



cresc.

10

V

hug me, you dear, I to -

Sx.

10

f

P

10

f *dim.* **p** *cresc.*

B

10

f *dim.* **p** *cresc.*

D

10

f *dim.* **p** *cresc.*

14

V
love _____ you _____
night, _____ dear _____
You
I

Sx.

14

P
f *dim.* *p* *cresc.*

B
f *dim.* *p* *cresc.*

D
f *dim.* *p* *cresc.*

B

V

are un - kind, but love is blind. I am in - clined to make you mine. I'm not a fool.
 have a dream, I have a dream, I have a dream, I have a dream, one ev - en - ing,

18

Sx.

18

P

mf

18

B

mf

18

D

mf

Blind Love

21

V

I went to school. You may be cruel, but you're a jewel. I'm cry - ing. _____
one ev - en - ing, this ev - en - ing, this ev - en - ing, I wine _____ you _____

Sx.

21

P

21

B

21

D

cresc.

f

cresc.

f *dim.*

cresc.

f *dim.*

cresc.

f *dim.*

25

V



I'm cry - ing.
and dine - you

25

Sx.



25

P



p *cresc.* *f* *dim.*

25

B



p *cresc.* *f* *dim.*

25

D



p *cresc.* *f* *dim.*

Blind Love

C

29

V

I am at ho - oo - ome. I am
Le pi - not noi - oo - or pa - te

Sx.

mp

P

p *cresc.* *mp*

B

p *cresc.* *mp*

D

p *cresc.* *mp*

Blind Love

33

V

a - lo - oo - one. _____ Sing me a so - oo - ong. Write me a po - oo -
de foi - oo - os _____ n'im - port - e quoi - oo - oi. jusque tu et moi - oo -

Sx.

33

33

P

33

B

33

D

cresc.

cresc.

cresc.

cresc.

cresc.

Blind Love

D

37

V
em oi a - bout me and me, me and me, and thee
oi c'est ce soir ce soir ce soir ce soir chez moi

Sx.
mf

P
mf

B
mf

D
mf

41

V



and thee, /
chez moi /

thee /
moi /

and thee, /
chez moi /

and we, /
c'est toi /

and we, /
c'est toi /

we /
toi /

and we, /
c'est toi /

Sx.



P



B



D



E

45

V

and glee and glee, glee and glee, and he he he he
et moi et moi moi et moi ooh la la la la

Sx.

45

cresc. *f*

P

45

cresc. *f*

B

45

cresc. *f*

D

45

cresc. *f*

49

V



he he he he
la la la la

49

Sx.



49

P



49

B



49

D



Blind Love

53

V

1. 2.

he he he he
la la la la

It

Sx.

P

B

D

16

Blind Love

F

G7

Sx.

Saxophone staff for measures 16-18, showing rests.

P

Piano staff for measures 16-18, starting at measure 57, with *mf* dynamic.

B

Bass staff for measures 16-18, starting at measure 57, with *mf* dynamic.

D

Drum staff for measures 16-18, starting at measure 57, with *mf* dynamic.

G

Em7

Sx.

Saxophone staff for measures 19-21, showing rests.

P

Piano staff for measures 19-21, starting at measure 60.

B

Bass staff for measures 19-21, starting at measure 60.

D

Drum staff for measures 19-21, starting at measure 60.

Blind Love

H F7

64

Sx.

P

B

D

68

Sx.

P

B

D

I A7

71

Sx.

P

B

D

Detailed description: This block contains the musical notation for measures 71 through 74 of section I (A7). The score is arranged in four staves: Saxophone (Sx.), Piano (P), Bass (B), and Drums (D). The key signature is one sharp (F#). The Saxophone part consists of whole rests. The Piano part features a complex rhythmic pattern with eighth and sixteenth notes, including accidentals (b, bb). The Bass part plays a steady eighth-note line. The Drums part provides a consistent rhythmic accompaniment with eighth-note patterns and cross-sticks.

J F#m7

75

Sx.

P

B

D

Detailed description: This block contains the musical notation for measures 75 through 78 of section J (F#m7). The score is arranged in four staves: Saxophone (Sx.), Piano (P), Bass (B), and Drums (D). The key signature is one sharp (F#). The Saxophone part consists of whole rests. The Piano part continues with a complex rhythmic pattern, including a melodic line with a grace note in the final measure. The Bass part plays a steady eighth-note line. The Drums part provides a consistent rhythmic accompaniment with eighth-note patterns and cross-sticks.

Blind Love

K G7

79

Sx.

P

B

D

8va

8va

79

79

79

83

Sx.

P

B

D

83

83

83

83

L

86

V

I want to love you now if you will allow me to

mf

Sx.

mf

P

mf

B

mf

D

mf

Detailed description: This is a page of sheet music for the song 'Blind Love', page 20. It features five staves: Vocal (V), Saxophone (Sx.), Piano (P), Bass (B), and Drums (D). The music starts at measure 86. The vocal line has the lyrics 'I want to love you now if you will allow me to'. The piano accompaniment includes chords and arpeggiated patterns. The bass line provides a steady accompaniment. The drum part features a simple rhythmic pattern with 'x' marks indicating hits. The dynamic marking *mf* (mezzo-forte) is used throughout. A box containing the letter 'L' is positioned above the vocal staff.

89

V



show you how. You are way be - low me in terms of salar - y. I've got a dow - ry. You

89

Sx.



89

P



89

B



89

D



M

92

V



won't be sor - ry. It's sim - ple just to fol - ow your in-stinct - u - al de-si - re. No

Sx.



92

P



92

B



92

D



92

96

V
prin - ci - ple you val - ue will be vi - o - lat - ed by it. It's eas - y to be what I

Sx.

96

P

96

B

96

D

N

V *100*
want you to be which is free of al - le - giance to an - y - one o - ther than me and me
cresc. *f*

Sx. *100*
cresc. *f*

P *100*
cresc. *f*

B *100*
cresc. *f*

D *100*
cresc. *f*

104

V
me and me _____ and thee and thee thee _____ and thee _____ C'est

Sx.

104

P

104

B

104

D

108

V
toi et moi toi et moi C'est toi et moi Toi
cresc.

Sx.
cresc.

P
cresc.

B
108

D
108
cresc.
cresc.

O

V
112
et moi Ooh la la la la Ooh la la la la

Sx.
112
ff

P
112
ff

B
112

D
112
ff

116

V

Ooh la la la la _____ Ooh la la la la _____

Sx.

116

P

116

B

116

D

119

V

Voi - la!

Sx.

P

B

D

